

HAT TRICK

Hat trick: three or more goals scored by a player in one game.

If you played hockey as a kid or are a hockey fan, you know a “hat trick” is one of the ultimate feats accomplished on ice. It is as rare as baseball’s grand slam or basketball’s 40-point game. What kid growing up playing hockey did not dream of being like

the great Wayne Gretzky? He holds the NHL record for hat tricks, both career and single season: 50 career and 10 single season (twice, 1981–82 and again in 1983–84). During the 1983-84 season, Wayne Gretzky was on fire having an average of 1.18 goals per game!

So, how is your season shaping up? I mean your storm water season. Have you gotten any hat tricks? As in ice hockey, a storm water hat trick is making three goals. Three BMP goals. In this edition of *The Rain Events*, we will be talking about Best Management Practices (BMPs). They are the practices and systems you have in place at your facility to protect the quality of storm water runoff. We will discuss the three types of BMPs which you need to have in place to have a winning storm water season. So lace up, put your game face on, and go for a hat trick with storm water BMPs.



CASQA Survey for the New Industrial BMP Handbook

CASQA is conducting a brief survey to help develop an updated Industrial BMP handbook. They would appreciate your input. It takes less than 5 minutes and is confidential and anonymous.

Industrial Stormwater Permit

1. Is your facility currently enrolled under California's Stormwater Industrial General Permit (CAS000001)? Are you a public or private entity?

- Enrolled
 Not Enrolled

- Public Entity
 Private Entity

Type and size of facility (e.g., automotive, small facility, 10 employees)

2. What part(s) of your program do you find the difficult to understand and implement? Check all that apply.

- Preparing a compliant stormwater pollution prevention plan (SWPPP)

Go to: www.surveymonkey.com/s/C5CB6XP

We Have a December Contest Winner!




George Alvarez submitted the winning answer!

The question was ...

According to the Industrial General Permit, what is the definition of “Storm Water Associated with Industrial Activity”?

The answer is ... *“Storm Water Associated with Industrial Activity” means the discharge from any conveyance which is used for collecting and conveying storm water and which is directly related to manufacturing, processing, or raw materials storage areas at an industrial plant ... but is not limited to, storm water discharges from industrial plant yards; immediate access roads and rail*

lines used or traveled by carriers of raw materials; manufactured products, waste material, or by-products used or created by the facility; material handling sites; refuse sites; sites used for the application or disposal of process wastewaters (as defined at 40 CFR Part 401); sites used for the storage and maintenance of material handling equipment; sites used for residual treatment, storage, or disposal; shipping and receiving areas; manufacturing buildings; storage areas (including tank farms) for raw materials, and intermediate and finished products; and areas where industrial activity has taken place in the past and significant materials remain and are exposed to storm water.

George will receive a \$25 e-gift card to  **CHILI'S** for a post-game snack.

Draft Industrial Permit Update...

The State Water Board sent this email message out on December 21 concerning the draft IGP:

“Staff of the State Water Board is working to address the comments we received on the previous draft (posted in January 2011). Since the comment deadline expired in April 2011, we have expended a lot of effort to improve our collective understanding of all the various interests and needs driving this project during our current, unique economic conditions. In response, we have worked to refine the language in the documents to be responsive to those interests and issues. This internal, deliberative process is nearing the end, though, and we would like to provide you all with a status update.

We expect to release a new draft of the industrial permit and its attachments and supporting documents, including a response to the comments received in April, in early 2012. We anticipate at least a 60 day comment period, during which we expect to provide at least two, informal staff workshops and one, formal public hearing. Our interest in holding the informal staff workshops is to explain the rationale for the new draft permit and receive feedback from the public, so these will probably precede the hearing and we hope to announce actual dates, soon.”



The Trick to making BMP Goals

So what's the trick to water quality? It is knowing how to best play your BMPs. Best Management Practices (BMPs) are systems and procedures used to protect water quality and fall into one of the following three categories.

- **Reduce** pollutant sources,
- **Prevent** pollutants from coming into contact with storm water, or
- **Treat** storm water that has picked up pollutants.

Typically, it is far less costly to reduce pollutant sources than to prevent or treat pollutants. It is always far more expensive to treat or remove pollutants from storm water. Therefore, the primary objective from a cost-basis is to reduce and prevent. However, there are times that treatment is needed. How do we accomplish these BMPs? The following are some practical ideas you can use at your facility:

Reduce:

- Promptly clean up spills, stained surfaces, and used absorbent.
- Regularly sweep the surface areas such as parking lots and staging areas.
- Remove any drip pans, open containers of fuel or oil, or oily parts.
- Remove and recycle scrap metal. Keep your "bone yard" to the absolute minimum.

Prevent:

- Keep equipment maintenance activities under rain proof coverings.
- Promptly repair leaking equipment and vehicles.
- Keep scrap metal and oily parts under cover.
- Maintain the wastewater system and make sure the drains are properly functioning.
- Keep waste container lids closed.

Treat:

- Install drain inlet filters and sediment traps which have oil absorption media.
- Where erosion may occur, cover erodible surfaces with crushed rock or vegetation.
- Minimize the amount of storm water that runs off site by giving it every opportunity possible to infiltrate into the soil.
- Install a storm water treatment vault that will filter storm water before it discharges from the facility.

So, starting at the top of the list, see how many of these you can implement at your facility to improve the quality of the storm water runoff. Meeting these three storm water BMP goals may not be a Hat Trick but a nice trick to improved water quality.

“To Do List” for January:

- Look for illicit discharges and do the 3rd Quarter Non-Storm Water Observations (Forms 2 & 3 by March 30).
- When it starts raining again in California, go for your second sample of the season. If you haven't gotten your first, you are behind!
- Perform the monthly storm water observations (Form 4).
- Review the storm water analytical data and compare them to the benchmarks.



January Storm Water Contest

Try it out! You can win!

By January 31, 2012, submit a response for the following question by email to jteravskis@wgr-sw.com.

How many inspections are required by the Industrial Permit each month?

All persons submitting the correct answer will be placed in a drawing. The winner will receive two tickets to the Stockton Thunders game ...



Stockton Thunder vs. Colorado Eagles
Stockton Arena, Stockton, CA
Saturday, February 18, 2012 7:30 PM




Please contact us if you have any questions ...

Rain Events Newsletter Editor:

John Teravskis jteravskis@wgr-sw.com
(209) 334-5363 ext. 202


Technical Questions about Storm Water Compliance? Call ...

Aaron Ortiz, aortiz@wgr-sw.com, (209) 810-5151
John Teravskis, jteravskis@wgr-sw.com, (209) 649-0877
Bill Senner, bsenner@wgr-sw.com, (310) 629-5260



January Special

Hornet's Nest Drain Inlet Filter



Starting at \$45.00

A unique, under-grate storm drain filter. The oversized base allows the filter to be used with a variety of size and shape drain inlets. Simply insert the filter, place the grate into place and trim the excess material for a custom fit and clean appearance. The yellow webbing secures the filter to the grate and doubles as lifting straps to quickly and easily remove the filter, grate and all, for simple cleaning. The sediment collection cone has 4 overflow portals to ease congestion during heavy storm events.

Material - 8 ounce non-woven geotextile
Strapping - Weather resistant 2" polypropylene webbing
Flow Rate - 90 gpm/ft
Dimensions - 48" x 36"

Universal Spill Bucket

\$45.00

- Absorbs up to 5 gallons;
- UN Container 1H2/Y25/S;
- Snap top lid;
- Contents identified on easy to read label;



Contents include:

Approximately 2.5 gallons of granular absorbent, 6 Universal Spill Pads, 1 Universal Soc, Safety Glasses, Nitrile Gloves (Powder-free) and 2 Disposal Bags

BMP OUTLET'S Product Spotlight

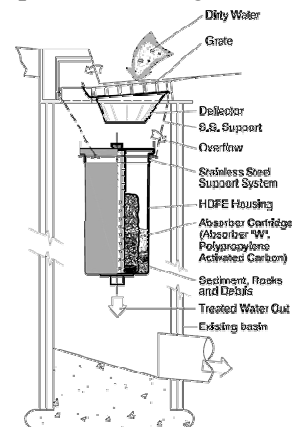
WATER DECONTAMINATOR Catch Basin Insert



Applications include removal of oil and contaminants from water run-off sources:

- * Urban run-off
- * Roadways
- * Parking lots
- * Oil & fuel spills
- * Military bases
- * Airports
- * Industrial sites
- * Factories
- * Maintenance areas
- * Sumps
- * Fire water run-off
- * Equipment wash-down

Cleans parking lot run-off, catch basins, ponds, sumps and spills. Cleans dirty water run-off by separating dirt, debris and other solids into a sediment trap. Oils and chemicals are absorbed in a disposable cartridge



Visit us at www.bmpoutlet.com